

District 7: Board Member Hershey

DRAFT






Prioritization is based upon improving safety/security, reducing building age/backlog maintenance, removing excess seats/portables, and achieving savings

BM Hershey - District #7






Phase 1: Safety & Security

Campus Name	Project Name	Action	Project Phase	Costs
Bartram Springs Elementary	New K-8 @ Southeast Duval County	Security/Safety Upgrades	2	\$ 496,350
Crown Point Elementary	Crown Point Elementary	Security/Safety Upgrades (Additional Phase 1 Work)	1	\$ 597,545
Greenland Pines Elementary	Greenland Pines Elementary	Security/Safety Upgrades	2	\$ 606,165
Loretto Elementary	Loretto Elementary	Security/Safety Upgrades (Additional Phase 1 Work)	1	\$ 531,870
Mandarin Oaks Elementary	Mandarin Oaks Elementary	Security/Safety Upgrades (Additional Phase 1 Work)	1	\$ 715,455
Twin Lakes Elementary	New K-8 @ Southeast Duval County	Security/Safety Upgrades	2	\$ 625,710
Mandarin Middle	Mandarin Middle	Security/Safety Upgrades	2	\$ 1,125,170
Twin Lakes Middle	Twin Lakes Middle	Security/Safety Upgrades	2	\$ 1,048,700
Atlantic Coast Senior High	Atlantic Coast Senior High	Security/Safety Upgrades	3	\$ 1,513,200
Mandarin Senior High	Mandarin Senior High	Security/Safety Upgrades (Additional Phase 1 Work)	1	\$ 1,574,370
				\$ 8,834,535



Phase 1: FCI Reduction / Portables

Campus Name	Project Name	Action	Project Phase	Costs	Project Score
Crown Point Elementary	Crown Point Elementary	Renovation	1	\$ 16,328,479	 12.1
Loretto Elementary	Loretto Elementary	Modernization, 4 Classroom Addition	1	\$ 20,854,007	 24.8
Mandarin Oaks Elementary	Mandarin Oaks Elementary	Deferred Maintenance	1	\$ 6,815,726	 9.8
Mandarin Senior High	Mandarin Senior High	Deferred Maintenance, Addition, 32 Classrooms	1	\$ 32,789,394	 28.5
				\$ 76,787,605	
Phase 1 Total				\$ 85,622,140	 18.8



Phase 2: FCI Reduction / Portables

Campus Name	Project Name	Action	Project Phase	Costs	Project Score
Bartram Springs Elementary	New K-8 @ Southeast Duval County	Deferred Maintenance	2	\$ 2,721,701	 19.7
Greenland Pines Elementary	Greenland Pines Elementary	Renovation	2	\$ 19,386,880	 10.7
Twin Lakes Elementary	New K-8 @ Southeast Duval County	Deferred Maintenance	2	\$ 6,053,117	 19.7
Mandarin Middle	Mandarin Middle	Deferred Maintenance	2	\$ 18,642,674	 11.8
Twin Lakes Middle	Twin Lakes Middle	Deferred Maintenance	2	\$ 8,425,912	 9.4
				\$ 55,230,285	

Phase 2: Footprint

Campus Name	Project Name	Action	Project Phase	Costs	Project Score
New K-8 @ Southeast Duval County	New K-8 @ Southeast Duval County	School to Offset Growth	2	\$ 38,677,260	 19.7
				\$ 38,677,260	
Phase 2 Total				\$ 93,907,545	 15.2

Phase 3: FCI Reduction / Portables

Campus Name	Project Name	Action	Project Phase	Costs	Project Score
Atlantic Coast Senior High	Atlantic Coast Senior High	Deferred Maintenance, Addition, 4th pod (wing)	3	\$ 27,596,195	 6.7
Phase 3 Total				\$ 27,596,195	 6.7

Based upon Enrollment Projection completed on March 6, 2019,

Subject to revision based upon unforeseen facility changes/deterioration

Subject to collection of Sales Surtax Revenue

Subject to Future Revision